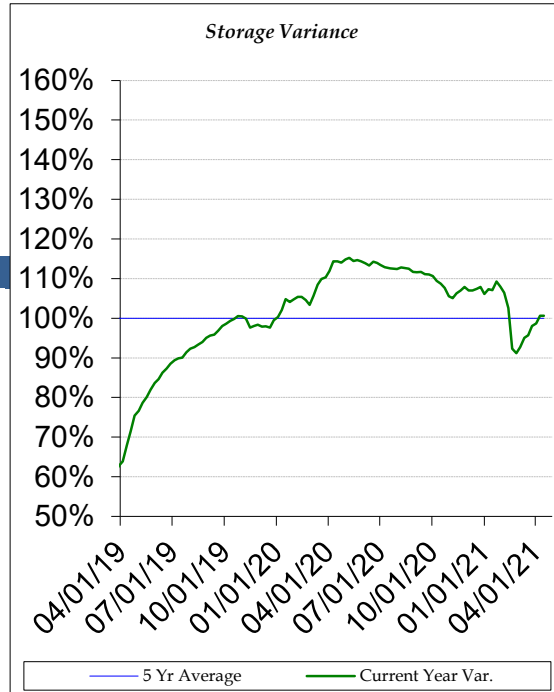


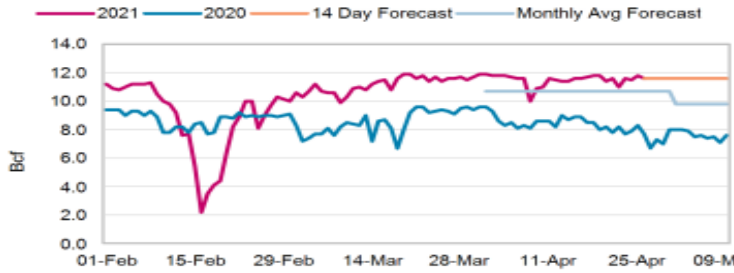
# Commodity Fundamentals Update

Region	16-Apr	9-Apr	Change	Last year	5-yr avg
East	325	311	14	400	309
Midwest	421	414	7	492	401
Mountain	118	118	0	96	109
Pacific	210	205	5	209	203
South Central	810	798	12	937	849
Total U.S.	1,884	1,846	38	2,134	1,871



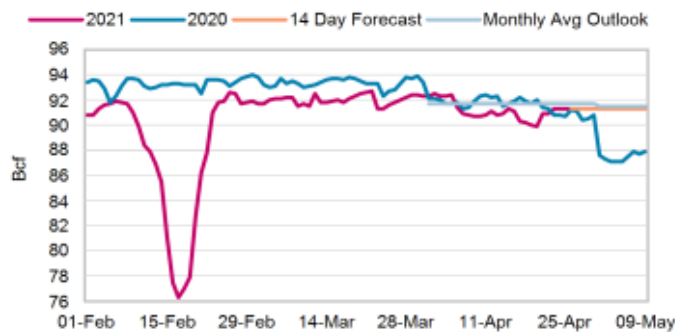
## Bentek LNG Data

### US LNG EXPORTS FEEDGAS

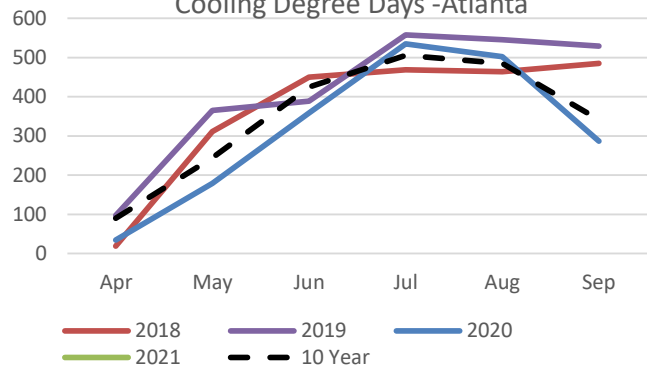


## Bentek Production

### TOTAL U.S. DRY GAS PRODUCTION



### Cooling Degree Days -Atlanta



### Baker Hughes Rig Count

