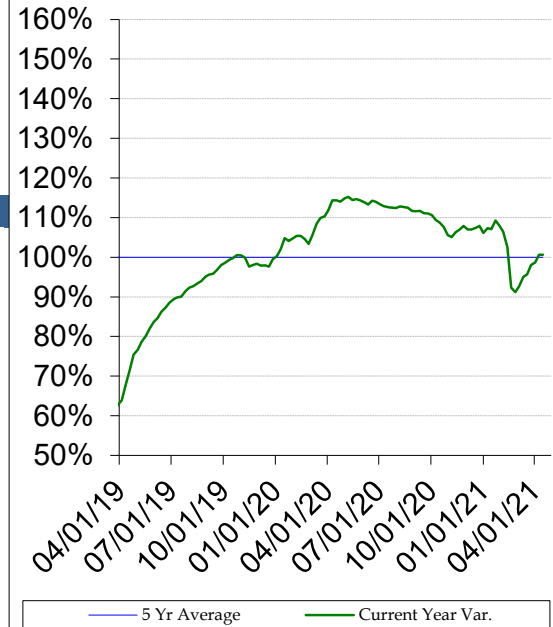


Commodity Fundamentals Update

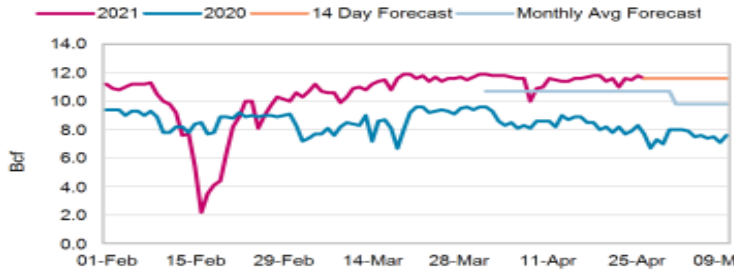
Region	23-Apr	16-Apr	Change	Last year	5-yr avg
East	319	325	-6	404	326
Midwest	427	421	6	504	412
Mountain	119	118	1	102	113
Pacific	217	210	7	217	210
South Central	816	810	6	974	877
Total U.S.	1,898	1,884	14	2,201	1,938

Storage Variance



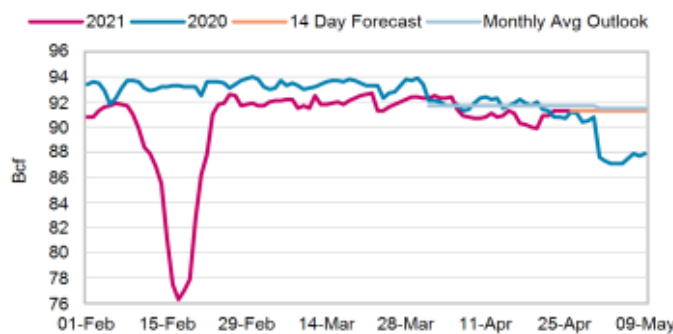
Bentek LNG Data

US LNG EXPORTS FEEDGAS

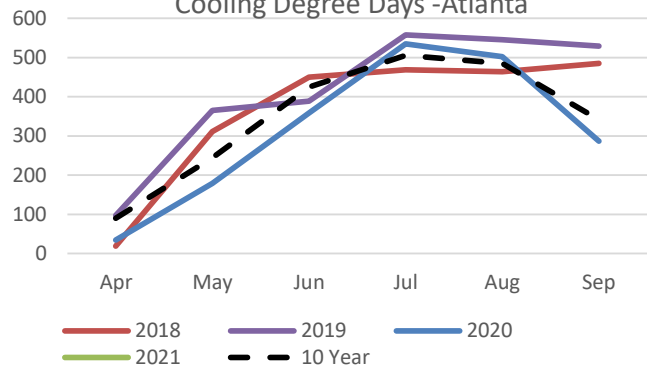


Bentek Production

TOTAL U.S. DRY GAS PRODUCTION



Cooling Degree Days -Atlanta



Baker Hughes Rig Count

