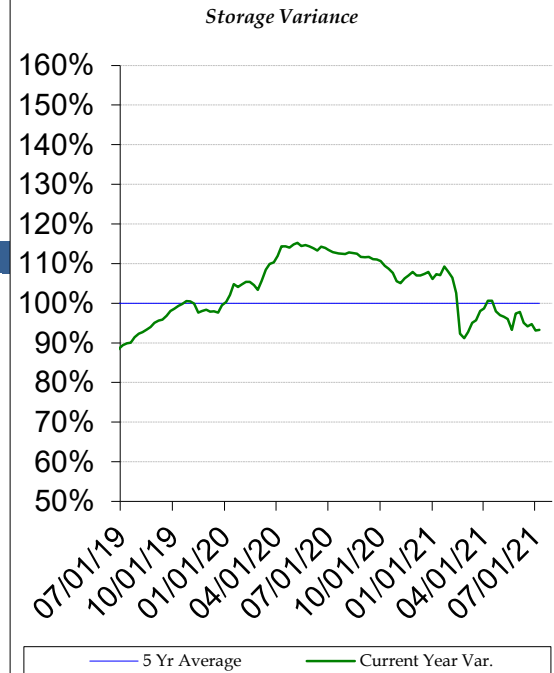


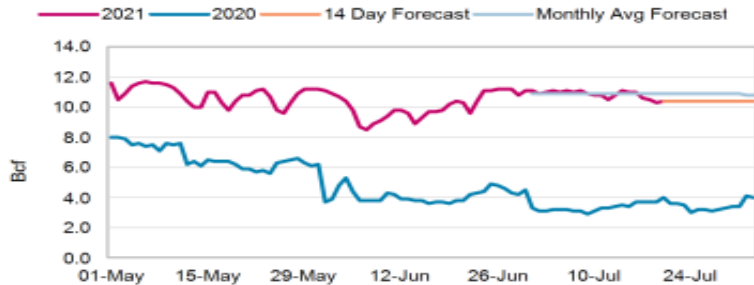
# Commodity Fundamentals Update

Region	9-Jul	2-Jul	Change	Last year	5-yr avg
East	543	521	22	670	598
Midwest	662	638	24	777	678
Mountain	180	177	3	85	175
Pacific	250	246	4	312	290
South Central	995	991	4	1,228	1,078
Total U.S.	2,630	2,573	57	3,072	2,819



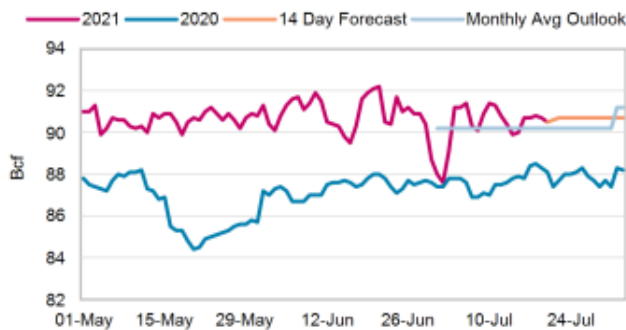
## Bentek LNG Data

### US LNG EXPORTS FEEDGAS

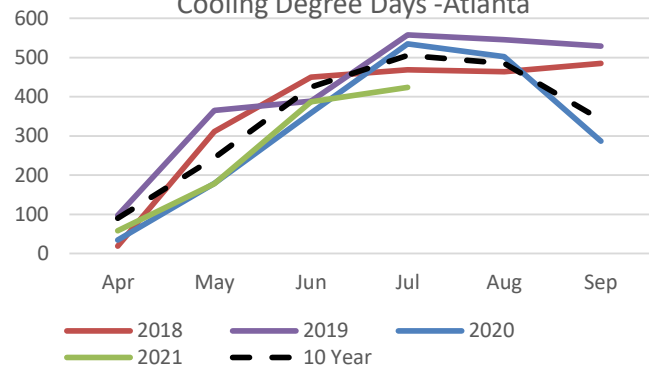


## Bentek Production

### TOTAL U.S. DRY GAS PRODUCTION



### Cooling Degree Days -Atlanta



### Baker Hughes Rig Count

