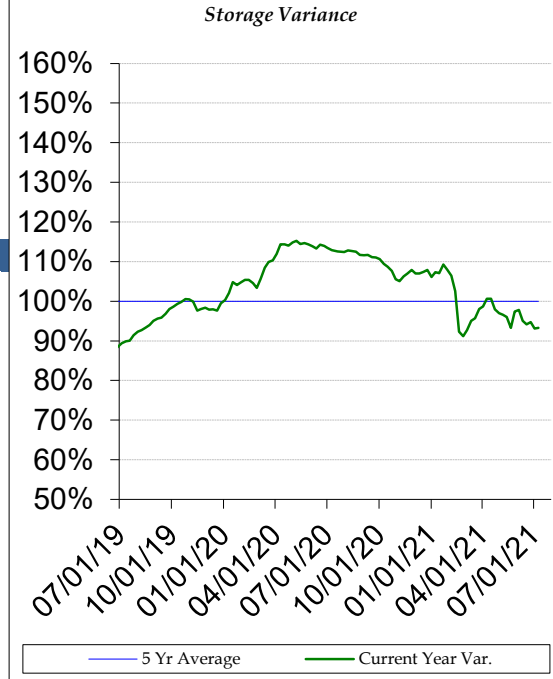


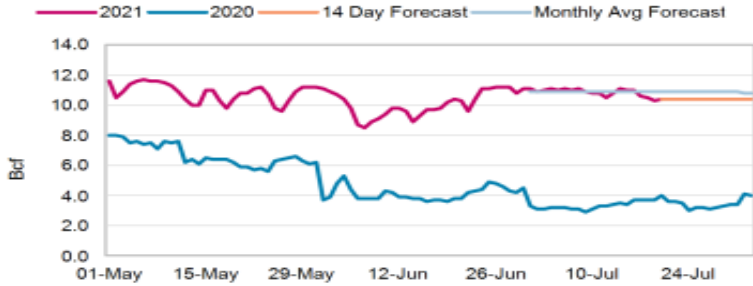
Commodity Fundamentals Update

Region	16-Jul	9-Jul	Change	Last year	5-yr avg
East	562	543	19	690	618
Midwest	683	662	21	796	697
Mountain	183	180	3	189	178
Pacific	247	250	-3	311	290
South Central	1002	995	7	1,222	1,071
Total U.S.	2,677	2,630	47	3,208	2,854



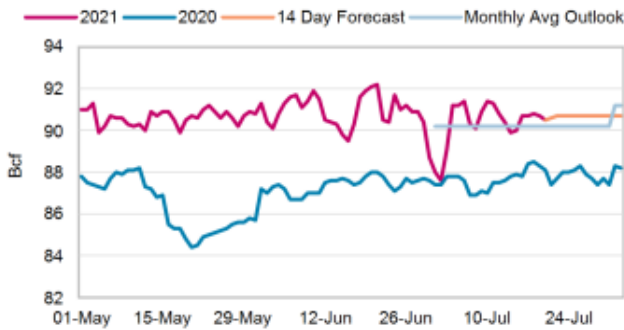
Bentek LNG Data

US LNG EXPORTS FEEDGAS

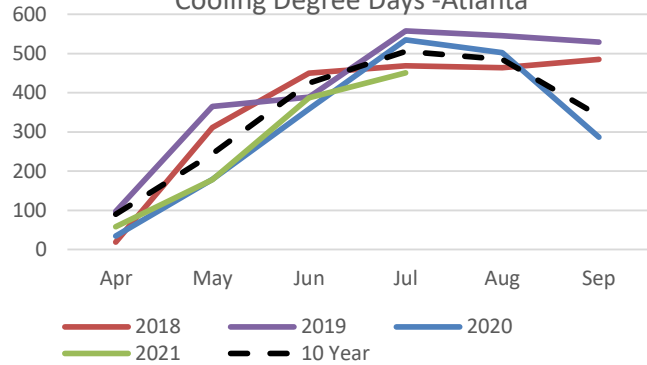


Bentek Production

TOTAL U.S. DRY GAS PRODUCTION



Cooling Degree Days -Atlanta



Baker Hughes Rig Count

