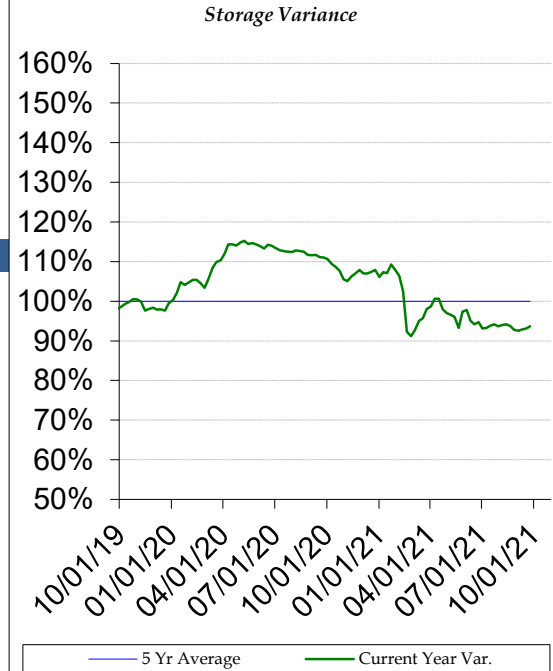


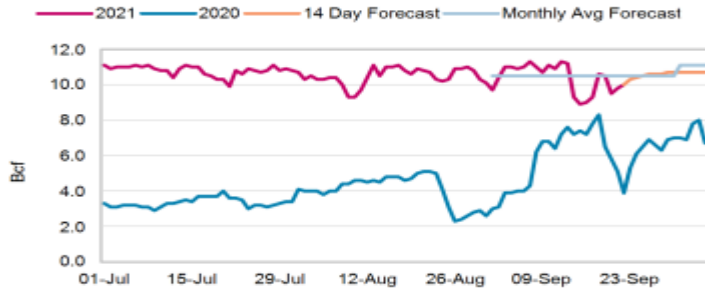
Commodity Fundamentals Update

Region	24-Sep	17-Sep	Change	Last year	5-yr avg
East	779	751	28	869	831
Midwest	934	904	30	1030	958
Mountain	201	196	5	230	211
Pacific	243	240	3	315	298
South Central	1013	990	23	1,301	1,085
Total U.S.	3,170	3,081	89	3,745	3,383



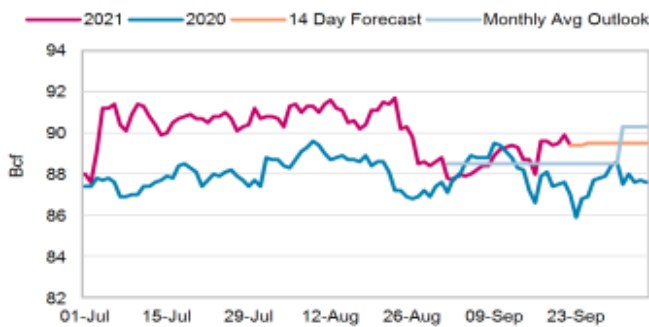
Bentek LNG Data

US LNG EXPORTS FEEDGAS

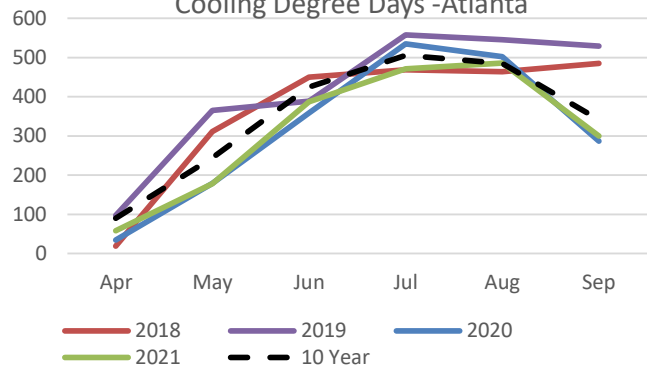


Bentek Production

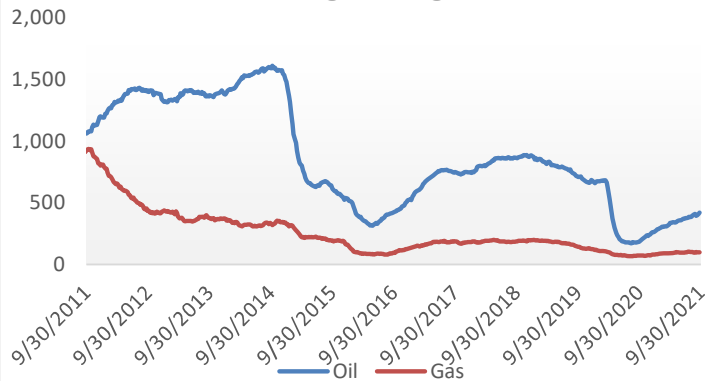
TOTAL U.S. DRY GAS PRODUCTION



Cooling Degree Days -Atlanta



Baker Hughes Rig Count



6-10 Day Temperature Outlook

