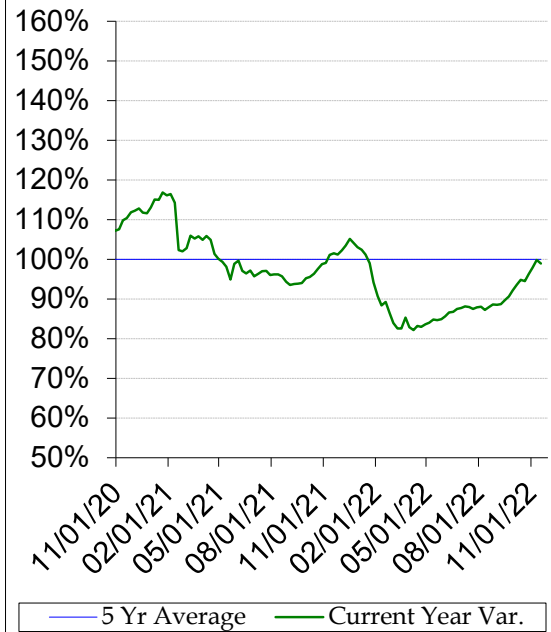


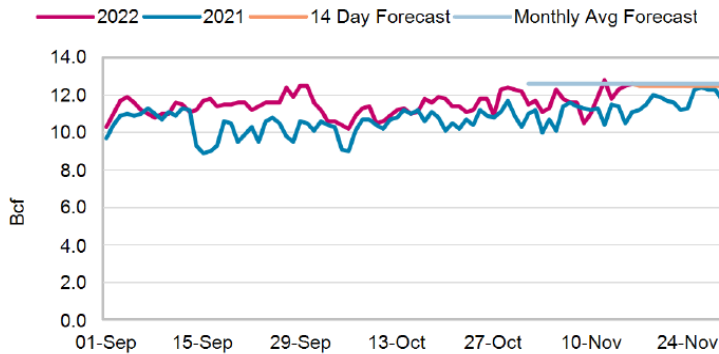
# Commodity Fundamentals Update

Region	18-Nov	11-Nov	Change	Last year	5-yr avg
East	866	882	-16	891	883
Midwest	1,063	1,084	-21	1068	1061
Mountain	203	208	-5	210	210
Pacific	232	241	-9	262	289
South Central	1200	1228	-28	1196	1160
Total U.S.	3,564	3,643	-79	3,627	3,603

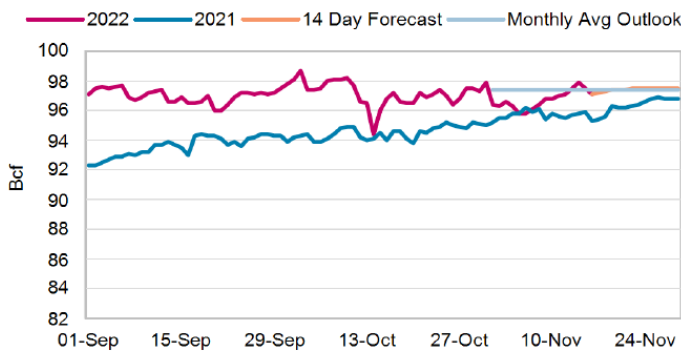
Storage Variance



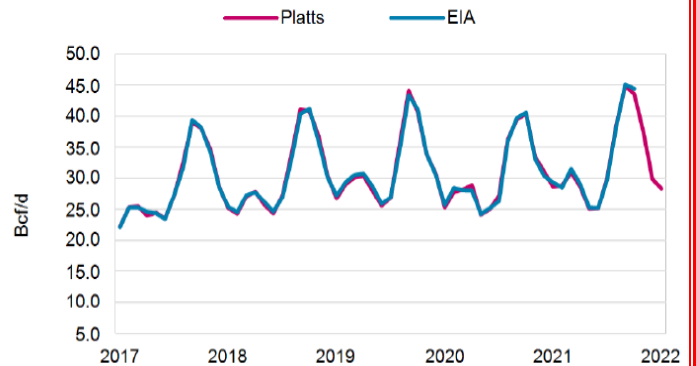
## US LNG EXPORTS FEEDGAS



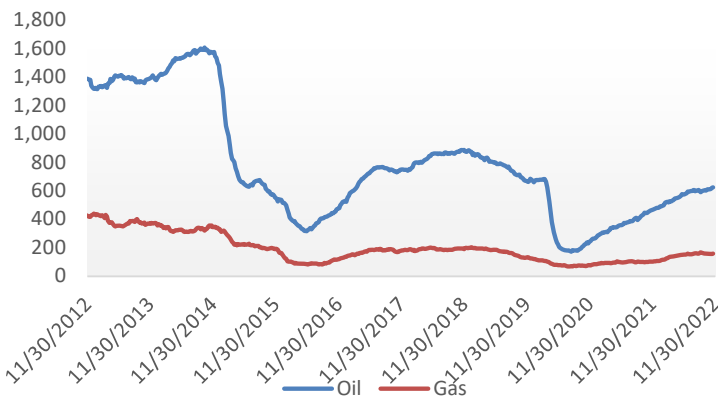
## TOTAL U.S. DRY GAS PRODUCTION



## PLATTS POWER DEMAND VS EIA POWER DEMAND



## Baker Hughes Rig Count



## 6-10 Day Temperature Outlook

